

## April 2015

33629

### New Listings 96

↓ **-2.0%**    ↑ **17.1%**  
 from Mar 2015: **98**    from Apr 2014: **82**

YTD	2015	2014	+/-
	<b>310</b>	<b>260</b>	19.2%

5-year Apr average: **78**

### New Pendings 81

↓ **-4.7%**    ↑ **35.0%**  
 from Mar 2015: **85**    from Apr 2014: **60**

YTD	2015	2014	+/-
	<b>290</b>	<b>224</b>	29.5%

5-year Apr average: **67**

### Closed Sales 65

↑ **20.4%**    ↑ **32.7%**  
 from Mar 2015: **54**    from Apr 2014: **49**

YTD	2015	2014	+/-
	<b>181</b>	<b>162</b>	11.7%

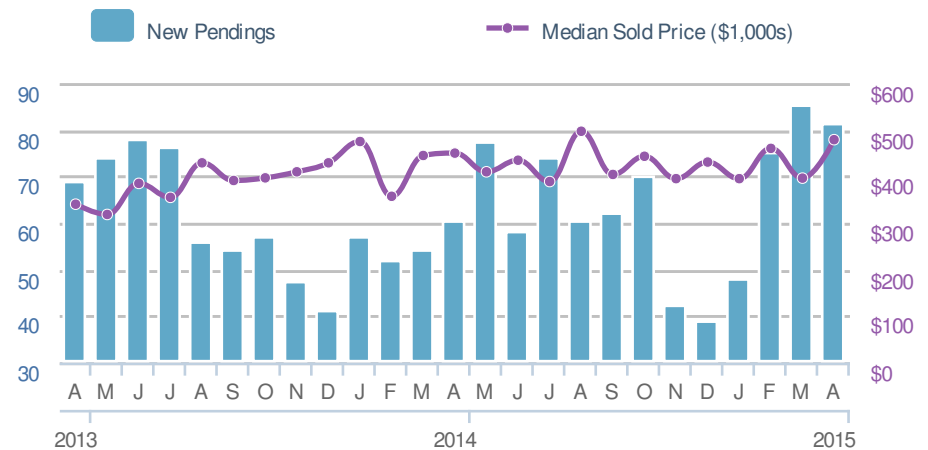
5-year Apr average: **46**

### Median Sold Price \$479,900

↑ **21.1%**    ↑ **6.6%**  
 from Mar 2015: **\$396,250**    from Apr 2014: **\$450,000**

YTD	2015	2014	+/-
	<b>\$445,200</b>	<b>\$423,750</b>	5.1%

5-year Apr average: **\$373,380**




### Active Listings 229



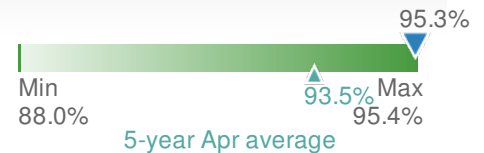
Mar 2015	Apr 2014
<b>213</b>	<b>188</b>

### Avg DOM 59



Mar 2015	Apr 2014	YTD
<b>92</b>	<b>74</b>	<b>80</b>

### Avg Sold to OLP Ratio 95.3%



Mar 2015	Apr 2014	YTD
<b>93.7%</b>	<b>94.2%</b>	<b>93.7%</b>